



Santa Ana Unified School District

Research and Evaluation Department

Testing ABCs

Learning about the New State Testing Student Reports

Michele Cunha
Coordinator, Research and Evaluation
Santa Ana Unified School District

Parent Conference— October 1, 2016

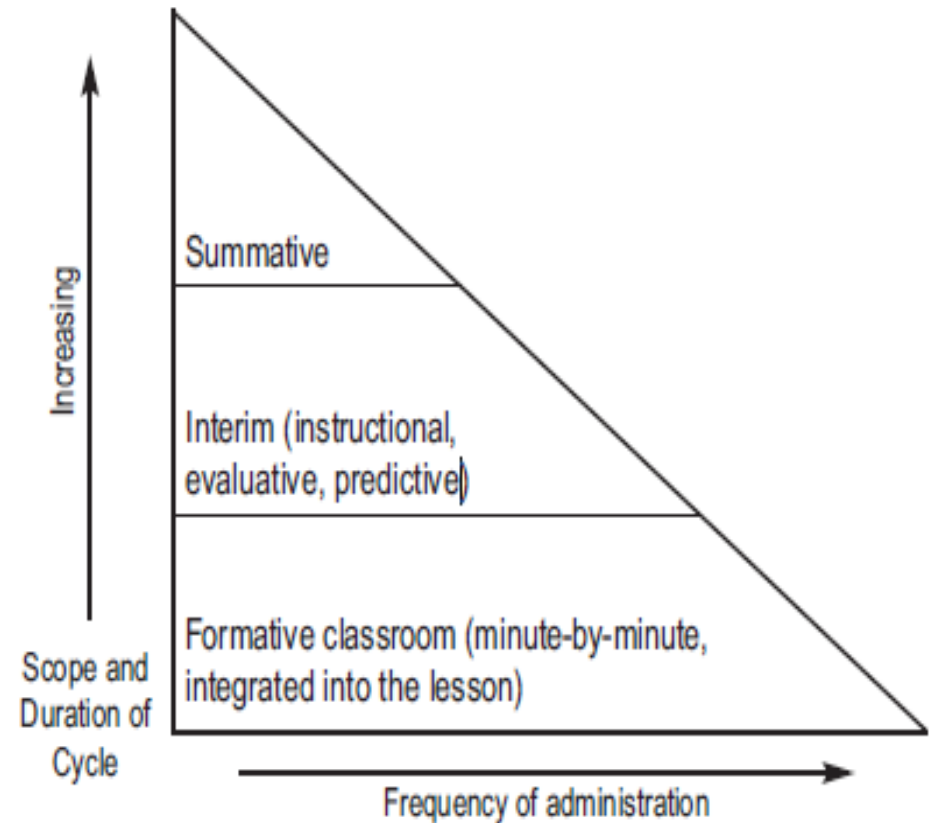
Presentation Agenda

- Assessment – WHAT and WHY
- SBAC Overview
- **Student Score Report**
- Accessing public websites for summary results
 - CDE
- SAUSD district-wide summary results
- Resources



The WHAT and WHY of Assessment?

- Assessment is the ongoing process that is used to gather evidence about what a student knows, understands and can do.
- A comprehensive approach uses different types of assessment including formative, interim and summative assessment to evaluate to what extent students are learning based on the state standards and local goals.
- These results can be used to help make instructional decisions and create plans and next steps for improvement.



A Test Score is Just One Part of a Larger Picture

- CAASPP scores provide a key measure of how students are doing—whether they need more help or should be accelerated.
- Yet as important as they are, ultimately tests are just one way to assess the progress of students—like a report card or grades on class assignments. An academic check-up, these tests are simply one tool for teachers to gauge what students know.





2016 -17 CAASPP

California Assessment of Student Performance and Progress



Computer - Based

SBAC (Smarter Balanced Assessment Consortium)

- Grades 3 – 8, 11
- Testing Windows:
 - Grades 3 – 8, 11: 4/10 – 6/21 (approx. 10 weeks)
- CAT (Computer Adaptive Test)
 - ELA
 - Grades 3 – 8: 1 hr/30 mins. (estimated)
 - Grade 11: 2 hours (estimated)
 - Math
 - Grades 3 – 5: 1 hr/30 mins. (estimated)
 - Grades 6 – 8, 11: 2 hours (estimated)
- PT (Performance Task)*
 - ELA
 - Grades 3 – 8, 11: 2 hours (estimated)
 - Math
 - Grades 3 – 8: 1 hour (estimated)
 - Grade 11: 1 hr/30 mins (estimated)

*CA (Classroom Activity) administered prior to the PT

- Can be administered in the classroom
- Estimated to take about 30 minutes to administer

CAST (California Science Test)/California Alternate Assessment for Science

- Grades 5, 8, high school (grade 10, 11, or 12)
- California Alternate Assessment for Science administered to eligible students in grades 5, 8, high school (grade 10, 11, or 12)
- Testing Windows:
 - 4/10 – 6/21 (approx. 10 weeks)

CAA (California Alternate Assessment)

- Grades 3 – 8, 11 (Students who would have taken CAPA in the past)
- Testing Window:
 - 4/10-6/21 (approx. 10 weeks)
- Administered 1 to 1
- No more than 27 items per ELA and Math
- 30 – 60 minutes (estimated) per ELA and Math

Paper – Pencil

STS (Standards-based Tests in Spanish)

- RLA (Reading/Language Arts) only
- Grades 3 – 8 & 11 (Spanish-speaking ELs who have been enrolled in a U.S. school less than 12 cumulative (not consecutively) months on the first day of testing)
- Testing Window:
 - 4/25 – 5/19 (19 days)
- Estimated Testing Times
 - Grades 3: 150 minutes
 - Grades 4 – 8, 11: 170 minutes



SBAC Overview

- The Smarter Balanced (SBAC) assessments were administered for the first time in 2015. These assessments, aligned with new California standards that are based on the Common Core, are more challenging than the previous California Standards Tests (CSTs). SBAC test results from last and this year should *not* be compared to previous CST results.
- SBAC measures knowledge and skills in English language arts/literacy (ELA) and Mathematics for grades 3-8 and 11. These standards are meant to foster college and career readiness. Prior to 2014-15, the CSTs tested students in grades 2-11.
- To receive an achievement level on the SBAC assessments, students at every grade tested in both subjects had to complete the Computer Adaptive Test (CAT) and the Performance Task (PT).
- Because we now have access to two years of SBAC results, we are able to measure improvement from last year's baseline.



New Standards and Tests: Challenging for Schools to Teach and Students to Learn

California is raising the bar for good reason—students need strong math and reading skills to graduate ready for college and a 21st century career.

These new tests are more rigorous than the old, multiple choice exams. Students must now:

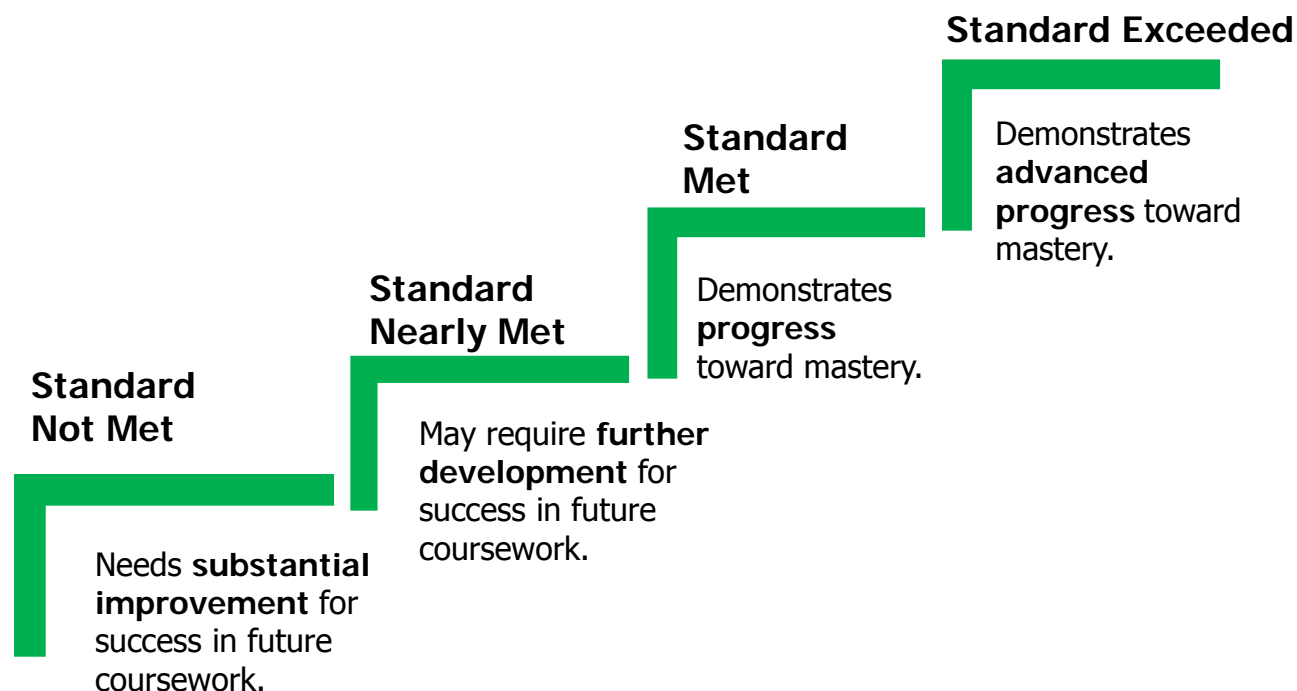
- Explain how they solve problems
- Think critically
- Write analytically



How Student Performance is Reported on the Smarter Balanced Assessments

Overall Score and Achievement Level

For each grade level and subject area, students receive a score from 2000 to 3000. The overall score falls into one of four achievement levels:



Find more information about Achievement Level Descriptors on the CDE Smarter Balanced Assessment System Web page at <http://www.cde.ca.gov/ta/tq/sa/index.asp>.



Claims

Within English
Language Arts/Literacy:



Reading



Writing

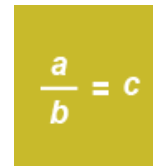


Speaking and
Listening



Research/Inquiry

Within
Mathematics:



Concepts &
Procedures



Problem Solving &
Data Analysis



Communicating
Reasoning



Student Score Report

➔ Parents received in the mail – Mid-September 2016

STUDENT SCORE REPORT | 2016
Sophia S Jackson
 Initial Test Date: April 27, 2016

Sophia's Results on California's Assessments

ENGLISH LANGUAGE ARTS/LITERACY (ELA)
 Sophia's overall score for 2016 is: **2495 | Standard Met (Level 3)**
 Overall Progress: Sophia has made progress and met the grade 4 standard for ELA. She appears ready to take on challenges.

MATHEMATICS
 Sophia's overall score for 2016 is: **2407 | Standard Not Met (Level 1)**
 Overall Progress: Sophia did not meet the grade 4 mathematics standard. She needs additional support in mathematics.

3RD GRADE | **4TH GRADE**

3RD GRADE | **4TH GRADE**

3RD GRADE | **4TH GRADE**

Your Guide to Sophia's California Assessment of Student Performance and Progress (CAASPP) Score Report
 CALIFORNIA DEPARTMENT OF EDUCATION

What is CAASPP?
 The CAASPP is a statewide assessment that California's state education standards, which will prepare students for college and careers in the 21st century, demands. This test is a valid and reliable measure of students' skills and knowledge in English language arts/literacy, mathematics, science, and history/social science. It is a computer-based assessment that is administered to students in grades 2 through 5, and grades 6 through 12. The test is administered by the California Department of Education (CDE) and is a required part of the state's accountability system.

What do my child's scores mean?
 The scores on the CAASPP are reported in four ways:

	Standard Exceeded (Level 4)	Standard Met (Level 3)	Standard Nearly Met (Level 2)	Standard Not Met (Level 1)
ENGLISH LANGUAGE ARTS/LITERACY	2115-2415	2149-2412	2171-2512	2013-2145
MATHEMATICS	2252-2415	2111-2514	2113-2512	2013-2145

English Report

REPORTE INDIVIDUAL DE LOS RESULTADOS | 2016
Sophia S Jackson
 Initial Test Date: April 27, 2016

Resultados de las pruebas de California de Sophia

ARTES DEL LENGUAJE Y LITERATURA EN INGLÉS (ELA)
 La calificación general de Sophia para el 2016 es: **2495 | Estándar alcanzado (Nivel 3)**
 Progreso general: Sophia ha progresado y ha alcanzado el estándar para el grado 4 de ELA. Ella parece estar preparada para los desafíos académicos del futuro.

MATEMÁTICAS
 La calificación general de Sophia para el 2016 es: **2407 | Estándar no alcanzado (Nivel 1)**
 Progreso general: Sophia no alcanzó el estándar para el grado 4 de matemáticas. Ella necesita apoyo adicional en matemáticas.

3RD GRADE | **4TH GRADE**

3RD GRADE | **4TH GRADE**

3RD GRADE | **4TH GRADE**

Spanish Report

Guía para el reporte de calificaciones de Sophia en las Pruebas de Aprovechamiento y Progreso Académico de los Estudiantes de California (CAASPP)
 DEPARTAMENTO DE EDUCACIÓN DE CALIFORNIA

Estadísticas de los Resultados
 El informe de calificaciones de Sophia para el 2016 muestra que ella alcanzó el estándar para el grado 4 de ELA. En matemáticas, ella no alcanzó el estándar para el grado 4. Ella necesita apoyo adicional en matemáticas.

PARALELO PACIFIC TUTORING
Sophia S Jackson
 1500 S. GARDEN ST.
 GARDEN CITY, CA 95955

California Elementary School
 California Unified

Evaluaciones estatales: Midiendo el progreso académico de Sophia
 Estas pruebas son una de las formas para medir el progreso académico de Sophia y proporcionar información útil. Conocer los niveles de logro de Sophia le ayudará a comprender mejor su progreso académico y a proporcionar el apoyo que ella necesita para alcanzar el éxito.

¿Qué son las CAASPP?
 Las pruebas de las Pruebas de Aprovechamiento y Progreso Académico de los Estudiantes de California (CAASPP) miden el progreso académico de los estudiantes de California en los niveles de inglés, matemáticas, ciencias y historia/social science. Estas pruebas son una parte importante del sistema de evaluación de los estudiantes de California y son requeridas por la ley.

¿Qué significan las calificaciones de mi hijo(a)?
 Las calificaciones de las pruebas de las Pruebas de Aprovechamiento y Progreso Académico de los Estudiantes de California (CAASPP) se reportan en cuatro niveles:

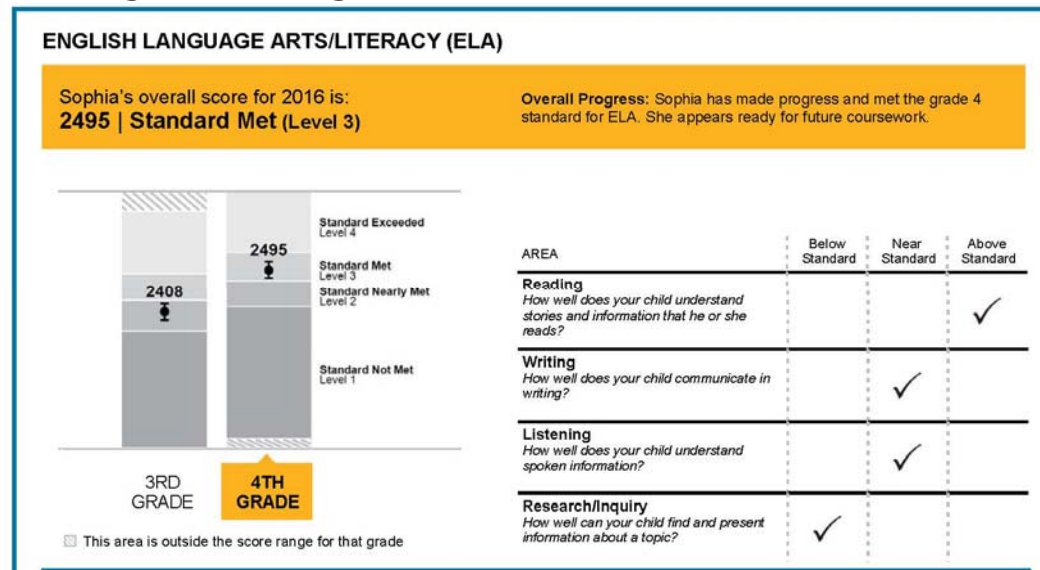
	Estándar no alcanzado (Nivel 1)	Estándar casi alcanzado (Nivel 2)	Estándar alcanzado (Nivel 3)	Estándar excedido (Nivel 4)
ARTES DEL LENGUAJE Y LITERATURA EN INGLÉS (ELA)	2115-2145	2149-2412	2171-2512	2513-2415
MATEMÁTICAS	2013-2145	2111-2514	2113-2512	2252-2415




Understanding CAASPP Scores

- **Grading and Reporting**

- Score reports were mailed to parents in Mid-September 2016
 - **Overall Scores:** Each student will receive an overall score for English language arts/literacy (ELA) and mathematics, expressed as a number between 2000 and 3000
 - **Achievement Levels:** Each overall score falls into one of four achievement levels: standard not met, standard nearly met, standard met, and standard exceeded
 - ELA: Reading, Writing, Speaking and Listening, Research/Inquiry
 - Math: Concepts and Procedures, Problem Solving and Data Analysis, Communicating Reasoning



SBAC – Sample Score Report - English



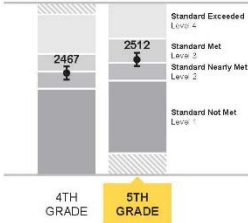
STUDENT SCORE REPORT | 2016
Matthew Martin
Initial, Creation Date: Month DD, YYYY

Matthew's Results on California's Assessments

ENGLISH LANGUAGE ARTS/LITERACY

Matthew's overall score for 2016 is: **2512 | Standard Met (Level 3)**

Overall Progress: Matthew has made progress and met the grade 5 standard for English language arts/literacy. He appears ready for future coursework.



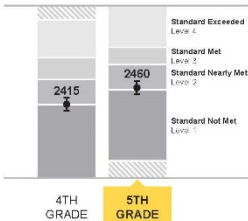
AREA	Below Standard	Near Standard	Above Standard
Reading <i>How well does your child understand stories and information that he or she reads?</i>			✓
Writing <i>How well does your child communicate in writing?</i>		✓	
Listening <i>How well does your child understand spoken information?</i>		✓	
Research/Inquiry <i>How well can your child find and present information about a topic?</i>	✓		

This area is outside the score range for that grade

MATHEMATICS

Matthew's overall score for 2016 is: **2460 | Standard Nearly Met (Level 2)**

Overall Progress: Matthew nearly met the grade 5 standard for mathematics needed for likely success in future coursework. Please discuss with his teacher(s) ways to help him improve.



AREA	Below Standard	Near Standard	Above Standard
Concepts & Procedures <i>How well does your child use mathematical rules and ideas?</i>	✓		
Problem Solving and Modeling & Data Analysis <i>How well can your child show and apply their problem solving skills?</i>		✓	
Communicating Reasoning <i>How well can your child think logically and express their thoughts in order to solve a problem?</i>		✓	

This area is outside the score range for that grade

■ The bar around the score shows the degree to which your child's score might have been slightly higher or slightly lower.
 To learn more about your child's score and performance, please visit <http://www.testscoreguide.org/cal>.

Your Guide to Matthew's California Assessment of Student Performance and Progress (CAASPP) Score Report

CALIFORNIA DEPARTMENT OF EDUCATION (CDE)

LOCAL ID #: 9999999999
 STUDENT #: 9999999999
 GRADE: 5


DATE OF BIRTH: 04/01/2005
 TEST DATE: Spring 2016

Dear Parent/Guardian of Matthew Martin:

This report shows how Matthew scored on the California Assessment of Student Performance and Progress (CAASPP) tests for English language arts/literacy and mathematics. These tests are based on California's rigorous academic standards, which are designed to help every student graduate ready for college and a 21st-century career.

If Matthew took these tests in the fourth grade, this report also shows his scores from last year. You can compare this year's scores and last year's scores as one measure of his progress. Please keep in mind that as Matthew advances to the next grade, the standards are higher. As a fifth-grader, Matthew also took a science test. His results on California's science assessment can be found on the bottom of this report.

While tests are just one way to measure Matthew's progress, the results can help teachers and the school focus on areas in which students need more help. I encourage you to be involved in your child's learning and discuss these results with Matthew's teacher(s).

Sincerely,

 Tom Torlakson
 State Superintendent of Public Instruction

Statewide Assessments: One Measure of Matthew's Progress

These results are one measure of Matthew's academic performance and provide limited information. Like any important measure of your child's performance, they should be viewed with other available information—such as classroom tests, assignments, and grades—and they can be used to help inform a conversation with Matthew's teacher about how to progress in English language arts/literacy (ELA) and mathematics.

What is CAASPPP?
 The CAASPP ELA and mathematics tests reflect California's state-adopted standards, which will help prepare students for college and a career in the 21st-century job market. These tests contain a wider variety of questions than traditional multiple-choice tests and include tasks that require students to explain how they solve problems. The tests allow students to demonstrate analytical writing, critical thinking, and problem solving skills along with their knowledge of facts in ELA and mathematics. California may also develop new assessments in other subjects, including, but not limited to, science, history, and social science which will be aligned to state-adopted content standards. To learn more about these tests, visit the CDE CAASPP System Web page at <http://www.cde.ca.gov/itd/ta/>

What do my child's scores mean?
 There are four levels of scores for ELA and mathematics for 5th grade:

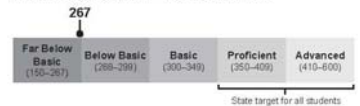
	Standard Not Met Level 1	Standard Nearly Met Level 2	Standard Met Level 3	Standard Exceeded Level 4
ENGLISH LANGUAGE ARTS/LITERACY	2201–2441	2442–2501	2502–2581	2582–2701
MATHEMATICS	2219–2454	2455–2527	2528–2578	2579–2700

Score ranges for each level are different for each grade, and the standards for the next grade are higher than for the previous grade. As a result, students may need a higher overall score to remain in the same achievement level as the previous year. To understand your child's overall performance, consider both the score and the achievement level. If your child took the ELA and mathematics tests in the last year, you can see on the front of this report how your child's score and achievement level for 2016 compares to the previous grade. Visit the CDE CAASPP System Web page, under the Students and Parents tab at <http://www.cde.ca.gov/itd/ta/> for more information and resources intended for parents about the CAASPP System, including a one-page flyer highlighting the information found on the Student Score Report and a Parent Guide to the Smarter Balanced Summative Assessments.

Matthew's Results on the California Standards Test for Grade 5 Science

SCIENCE

Matthew's score is **267 — Far Below Basic**




Matthew's score of 267 is in the Far Below Basic level on the California Standards Test for science.

California is transitioning to recently adopted Science Standards. To meet federal test requirements, California administered science assessments to all students in grades 5, 8, and 10; these tests are not aligned with California's new standards. As part of California's transition to these new standards, tests aligned to the new standards are under development.



SBAC – Sample Score Report - Spanish



REPORTE INDIVIDUAL DE LOS RESULTADOS | 2016

Matthew S Martin

Inicial, fecha de emisión: April 27, 2016

Resultados de las pruebas de California de Matthew

ARTES DEL LENGUAJE Y LITERATURA EN INGLÉS (ELA)

La calificación general de Matthew para el 2016 es: **2512 | Estándar alcanzado (Nivel 3)**

Progreso general: Matthew ha progresado y ha alcanzado el estándar para el grado 5 de ELA. El parece estar preparado(a) para los cursos académicos futuros.

ÁREA	Por debajo del estándar	Cerca al estándar	Excede el estándar
Lectura ¿Qué tan bien comprende su hijo(a) las narraciones y la información que lee?			✓
Habilidad para escribir ¿Qué tan bien se comunica su hijo(a) por escrito?		✓	
Comprensión auditiva ¿Qué tan bien comprende su hijo(a) la información oral?		✓	
Investigación ¿Qué tan bien puede su hijo(a) buscar y presentar información acerca de un tema?	✓		

Esta área se encuentra fuera del rango de calificaciones para ese grado

MATEMÁTICAS

La calificación general de Matthew para el 2016 es: **2460 | Estándar casi alcanzado (Nivel 2)**

Progreso general: Matthew no alcanzó el estándar para el grado 5 de matemáticas, necesario para su éxito en cursos futuros. Por favor platicue con los maestros de Matthew, la forma de ayudarlo(a) a mejorar.

ÁREA	Por debajo del estándar	Cerca al estándar	Excede el estándar
Conceptos y procedimientos ¿Qué tan bien utiliza su hijo(a) las reglas matemáticas y las ideas?	✓		
Solución de problemas, y simulación y análisis de datos ¿Qué tan bien puede su hijo(a) demostrar y aplicar sus habilidades para resolver problemas?		✓	
Comunicación de razonamientos ¿Qué tan bien puede su hijo(a) pensar en forma lógica y expresar sus ideas para resolver problemas?		✓	

Esta área se encuentra fuera del rango de calificaciones para ese grado

La barra alrededor de la calificación muestra el rango hacia donde la calificación de su hijo(a) pudo haber sido ligeramente mayor o menor.

Para encontrar más información acerca de las calificaciones y el aprovechamiento académico de su hijo, por favor visite <http://www.1testscoreguide.org/ca/>.

2017, 2012, 2016 2-10, 2017

Guía para el reporte de calificaciones de Matthew en las Pruebas de Aprovechamiento y Progreso Académico de los Estudiantes de California (CAASPP)

DEPARTAMENTO DE EDUCACIÓN DE CALIFORNIA

Número de Identificación local: 999999999

Número de identificación del estudiante: 999999999

Grado: 5

Fecha de nacimiento: 04/01/2005

Fecha de la prueba: Primavera de 2016

PARA EL PADRE O TUTOR DE:
Matthew S Martin
 1234 Main Street
 Your City, CA 12345

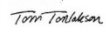
Escuela: California Elementary School
LEA: California Unified


Estimado padre o tutor de Matthew Martin:

Este informe muestra las calificaciones de Matthew en las Pruebas de Aprovechamiento y Progreso Académico de los Estudiantes de California (CAASPP) en artes del lenguaje y literatura en inglés y en matemáticas. Estos exámenes están basados en los rigurosos estándares académicos de California, que están diseñados para ayudar a todos los estudiantes a graduarse preparados para entrar a la universidad, y para estudiar una carrera profesional acorde con el siglo XXI.

Si Matthew presentó estos exámenes en cuarto grado, este reporte muestra también las calificaciones que obtuvo el año pasado. Para medir el progreso de Matthew, usted puede comparar las calificaciones que obtuvo este año con las del año pasado. Por favor tenga en cuenta que a medida que él avanza al siguiente grado, los estándares son más altos. Como Matthew está en quinto año, también presentó un examen de ciencias. Puede encontrar los resultados de la evaluación de ciencias de California al final de este reporte.

Aunque los exámenes solo son una forma para medir el progreso académico de Matthew, los resultados pueden ayudar a los maestros y a la escuela a enfocarse en las áreas donde los estudiantes necesitan más ayuda. Lo exhortamos a que por favor se involucre en el aprendizaje de su hijo(a), y a que analice estos resultados con los maestros de Matthew.

Atentamente,

 Tom Torlakson
 Superintendente de instrucción pública del estado



Evaluaciones estatales: Midiendo el progreso académico de Matthew

Estos resultados son una de las formas para medir el aprovechamiento académico de Matthew, y proporcionan información limitada. Como cualquier medición importante del desempeño de su hijo(a), estos deben ser analizados cuidadosamente junto con la demás información disponible, tales como los exámenes en el aula, las tareas y otras calificaciones, y pueden ser usados como información para ayudar a tener una conversación con el maestro de Matthew acerca de cómo ayudarlo(a) a progresar académicamente en las artes del lenguaje y literatura en inglés (ELA) y en matemáticas.

¿Qué son los CAASPP?
 Los exámenes de ELA y de matemáticas de CAASPP reflejan los estándares académicos adoptados por el estado de California, que ayudan a preparar a los estudiantes para la universidad, y para ejercer una profesión en el mercado laboral del siglo XXI. Estas pruebas contienen una variedad más amplia de preguntas que las pruebas tradicionales de selección múltiple, e incluyen tareas que requieren que los estudiantes escriban explicando como resuelven los problemas. Estas pruebas permiten que los estudiantes demuestren habilidades de escritura analítica, pensamiento crítico y solución de problemas, además de su conocimiento de la información en ELA y matemáticas. California podrá también desarrollar nuevas evaluaciones para otros temas, incluyendo pero sin limitarse a ciencias, historia y ciencias sociales, que estarían alineadas con los estándares académicos adoptados por el estado. Para obtener más información acerca de estos exámenes, por favor visite la página web del Sistema CDE CAASPP en <http://www.cde.ca.gov/ta/ta/c/>.

¿Qué significan las calificaciones de mi hijo(a)?
 Hay cuatro niveles de calificaciones para ELA y matemáticas para 5 grado:

	Estándar no alcanzado Nivel 1	Estándar casi alcanzado Nivel 2	Estándar alcanzado Nivel 3	Estándar excedido Nivel 4
ARTES DEL LENGUAJE Y LITERATURA EN INGLÉS (ELA)	2201-2441	2442-2501	2502-2581	2582-2701
MATEMÁTICAS	2219-2454	2455-2527	2528-2578	2579-2700

Los rangos de calificaciones y estándares son diferentes para cada grado, y los estándares académicos del siguiente grado son más altos que los del anterior. Como resultado, los estudiantes pueden necesitar una calificación general mayor para permanecer en el mismo nivel logrado en el año anterior. Para conocer el aprovechamiento general de su hijo, considere tanto las calificaciones como el nivel logrado. Si su hijo presentó los exámenes de ELA y matemáticas el año pasado, puede ver al inicio de este reporte las calificaciones de su hijo, y como se comparan el nivel de aprovechamiento del 2016 con respecto al del grado anterior. Por favor visite la página web <http://www.cde.ca.gov/ta/ta/c/> de CDE CAASPP, y consulte la pestaña que dice: "Estudiantes y Padres" para obtener más información y recursos destinados para los padres de familia acerca del Sistema CAASPP, incluyendo el folleto de una página que destaca la información que se encuentra en el reporte de calificaciones del estudiante, y la Guía de los Padres para las Evaluaciones Sumativas Smarter Balanced.

Resultados de Matthew las Pruebas de los estándares académicos de California para el grado 5 de ciencias

CIENCIAS
 La calificación de Matthew es **267 - Muy por debajo del básico**

267

Muy por debajo del básico (150-267)	Debajo del básico (268-299)	Básico (300-349)	Proficiente (350-409)	Avanzado (410-600)
-------------------------------------	-----------------------------	------------------	-----------------------	--------------------

Meta estatal para todos los estudiantes

La calificación de 267 de Matthew está en el nivel Muy por debajo del básico de Pruebas de los estándares académicos de California.

California está realizando la transición hacia los estándares de ciencias adoptados recientemente. Para cumplir con los requisitos federales, California aplicó pruebas de ciencias a todos los estudiantes en los grados 5, 8 y 10. Estas pruebas no están alineadas con los nuevos estándares de California. Como parte de esta transición, se están desarrollando las nuevas pruebas alineadas a estos nuevos estándares.



SBAC – Student Score Report Guide - *English*

ENGLISH

**UNDERSTANDING YOUR STUDENT SCORE REPORT
GRADES 4, 6, & 7**
English language arts/literacy and Mathematics (Smarter Balanced Assessments)

CAASPP California Assessment of Student Performance and Progress

This guide will explain your child's score report and provide additional resources to help you understand his/her scores. Please speak to your child's teacher(s) if you have more questions.

**A message from the State Superintendent,
Tom Torlakson**

This report shows how your child scored on the California Assessment of Student Performance and Progress (CAASPP) tests for English language arts/literacy and mathematics. These tests are based on California's rigorous academic standards, which are designed to help every student graduate ready for college and a 21st-century career.

If your child took these tests last year, this report also shows his/her scores from last year. You can compare this year's scores and last year's scores as a measure of your child's progress. Please keep in mind that as your child advances to the next grade, the standards are higher.

While tests are just one way to measure your child's progress, the results can help teachers and the school focus on areas in which students need more help. I encourage you to be involved in your child's learning and discuss these results with your child's teacher(s).

- Your child's name and date of the report**
Here you find your child's name and the date of the report.
- Overall score and progress for English language arts/literacy (ELA) and mathematics**
The left side of the score report provides your child's overall score and achievement level by subject for this year. The right side of the score report offers a quick summary of whether he/she met the grade level standards by reaching the Standard Met Level 3 for his/her current grade.
- Graph of last year's and this year's scores for ELA and mathematics**
These two graphs on the left side present your child's score and achievement level for last year (left side column) and this year (right side column). The gray shades on the bar graph represent the four achievement levels, with the darkest gray color representing Standard Not Met to the lightest gray representing Standard Exceeded.
- Results by area for ELA and mathematics**
The right side of your child's score report shows your child's achievement for ELA and mathematics areas in a table. Across the top of the table are the achievement levels (From left to right - Below Standard, Near Standard, and Above Standard). The areas for ELA include:
 - Reading: *How well does your child understand stories and information that he or she reads?*
 - Writing: *How well does your child communicate in writing?*
 - Listening: *How well does your child understand spoken information?*
 - Research/Inquiry: *How well can your child find and present information about a topic?*
 The areas for mathematics include:
 - Concepts & Procedures: *How well does your child use mathematical rules and ideas?*
 - Problem solving and Modeling & Data Analysis: *How well can your child show and apply their problem solving skills?*
 - Communicating Reasoning: *How well can your child think logically and express their thoughts in order to solve a problem?*
 These areas are based on the standards, which describe what your child should know and be able to do relative to the overall Standard Met achievement level for his/her grade. These results by area are most useful to identify skills where your child is performing particularly well (Above Standard) or where your child is struggling and needs help to improve (Below Standard). If your child received a "No score," it means he/she did not complete enough questions to receive a score in that area.

This guide was designed for the 2015-16 CAASPP Student Score Reports for grades 4, 6, and 7.

One Measure of Your Child's Progress

These results are one measure of your child's academic performance and provide limited information. Like any important measure of your child's performance, they should be viewed with other available information—such as classroom tests, assignments, and grades—and they can be used to help inform a conversation with your child's teacher about how to progress in English language arts/literacy (ELA) and mathematics.

What is the California Assessment of Student Performance and Progress (CAASPP)?

The CAASPP ELA and mathematics tests reflect California's state-adopted standards, which will help prepare students for college and a career in the 21st-century job market. These tests contain a wider variety of questions than traditional multiple-choice tests and include tasks that require students to explain how they solve problems. The tests allow students to demonstrate analytical writing, critical thinking, and problem solving skills along with their knowledge of facts in ELA and mathematics. California may also develop new assessments in other subjects, including, but not limited to, science, history, and social science, which will be aligned to state-adopted content standards. To learn more about these tests, visit the California Department of Education (CDE) CAASPP System Web page at <http://www.cde.ca.gov/ta/tg/ca/>.

What do my child's scores mean?

To understand your child's performance, consider the achievement level for his/her current grade. There are four achievement levels (i.e., standard exceed [level 4], standard met [level 3], standard nearly met [level 2], and standard not met [level 1]) for each test. Score ranges for each achievement level are different for each grade, and the standards for the next grade are higher than for the previous grade. As a result, an increase in the overall score may not mean a higher achievement level for the current year. If your child took the ELA and mathematics tests in the last year, you can see on the front of his/her report how your child's score and achievement level for 2016 compares to the previous grade. Visit the CDE CAASPP System Web page under the Students and Parents tab at <http://www.cde.ca.gov/ta/tg/ca/> for more information and resources intended for parents about the CAASPP System, including a *Parent Guide to the Smarter Balanced Summative Assessments*.

How do I know if my child made progress from last year?

Step 1 – Find your child's achievement level for last year (2015). In this example, the child was in the 3rd grade in 2015 and has an overall score of 2408 as indicated by the round dot, and is in the Standard Nearly Met Level 2.

Step 2 – Find your child's achievement level for this year (2016). In this example, the child is in the 4th grade in 2016 and has an overall score 2495 as indicated by the round dot, and is in the Standard Met Level 3.

This example above shows the child's score and achievement level is in the Standard Met Level 3 for the current grade (2016), which indicates that he/she is making progress.

What resources are available to help me understand my child's score?

A new resource for parents is available at <http://www.testscoreguide.org/ca/> which contains more information about your child's score, the range of scores and achievement levels, and your child's performance.

This guide was designed for the 2015-16 CAASPP Student Score Reports for grades 4, 6, and 7.

Posted by the California Department of Education May 2016

The Student Score Report Guides are posted on the CDE CAASPP Web page at <http://www.cde.ca.gov/ta/tg/ca/caasppreports.asp>.



SBAC – Student Score Report Guide - Spanish

SPANISH

Como interpretar el reporte de puntuaciones de su estudiante
GRADOS 4, 6, y 7
Artes del lenguaje y literatura en inglés y matemáticas
(Evaluaciones Sumativas Smarter Balanced)

Esta guía le ayudará a interpretar el reporte de puntuaciones de su hijo(a), y le proporcionará recursos adicionales para ayudarle a entender sus calificaciones. Favor de hablar con el maestro(s) de su hijo(a) si tiene más preguntas.

Mensaje del superintendente de instrucción pública del estado, Tom Torlakson

Este informe muestra las calificaciones de su hijo(a) en las Pruebas de Aprovechamiento y Progreso Académico de los Estudiantes de California (CAASPP) en artes del lenguaje y literatura en inglés y en matemáticas. Estos exámenes están basados en los rigurosos estándares académicos de California, que están diseñados para ayudar a todos los estudiantes a graduarse preparados para entrar a la universidad, y para estudiar una carrera profesional acorde con el siglo XXI.

Si su hijo(a) presentó estos exámenes el año pasado, este reporte muestra también las calificaciones que obtuvo ese año. Para medir el progreso de su hijo(a), usted puede comparar las calificaciones que obtuvo el presente año con las del año pasado. Por favor tenga en cuenta que a medida que él/ella avanza al siguiente grado, los estándares son más altos.

Aunque los exámenes solo son una forma para medir el progreso académico de su hijo(a), los resultados pueden ayudar a los maestros y a la escuela a enfocarse en las áreas donde los estudiantes necesitan más ayuda. Lo exhortamos a que por favor se involucre en el aprendizaje de su hijo(a), y a que analice estos resultados con sus maestros.

1 Nombre y fecha del reporte de su hijo(a) Aquí podrá encontrar el nombre de su hijo(a) y la fecha del reporte.

2 Resultados totales y progreso en ELA y matemáticas El lado izquierdo del reporte de puntuaciones le dará el resultado total y nivel de rendimiento de su hijo(a), así como su progreso para este año en cada materia. El lado derecho del reporte de puntuaciones muestra un resumen breve de si él/ella alcanzó los estándares de nivel en su grado, al obtener el Estándar alcanzado del nivel 3, para su grado actual.

3 Gráfica de puntuaciones de ELA y matemáticas para este año y para el año pasado Las dos gráficas en el lado izquierdo muestran las puntuaciones y los niveles de rendimiento correspondientes que tuvo su hijo(a) el año pasado (columna izquierda), y este año (columna derecha). Los tonos grises en la gráfica de barras representan los cuatro niveles de rendimiento, desde el color gris más oscuro que representa el Estándar no alcanzado, hasta el gris más claro que representa el Estándar excedido.

4 Resultados para ELA y matemáticas por área El lado derecho del reporte de puntuaciones de su hijo(a) muestra en una tabla el desempeño de su hijo(a) por área en ELA y matemáticas. En la parte superior de la tabla están los niveles de sus rendimientos (de izquierda a derecha: por debajo del estándar, cerca del estándar, y excede el estándar). Las áreas de ELA incluyen:

- Lectura: ¿Qué tan bien comprende su hijo(a) las narraciones y la información que lee?
- Habilidad para escribir: ¿Qué tan bien se comunica su hijo(a) por escrito?
- Comprensión auditiva: ¿Qué tan bien comprende su hijo(a) la información oral?
- Investigación: ¿Qué tan bien puede su hijo(a) buscar y presentar información acerca de un tema?

Las áreas de matemáticas incluyen:

- Conceptos y procedimientos: ¿Qué tan bien utiliza su hijo(a) las reglas matemáticas y las ideas?
- Solución de problemas, y simulación y análisis de datos: ¿Qué tan bien puede su hijo(a) demostrar y aplicar sus habilidades para resolver problemas?
- Comunicación de razonamientos: ¿Qué tan bien puede su hijo(a) pensar en forma lógica y expresar sus ideas para resolver problemas?

Esta guía fue diseñada para interpretar los reportes de puntuaciones de los estudiantes de 2015-16 CAASPP en los grados 4, 6, y 7.

Estas áreas se basan en los estándares que describen lo que su hijo(a) debe saber y ser capaz de hacer, en relación con el nivel general de Estándar alcanzado para su grado. Estos resultados por área son muy útiles para identificar las aptitudes donde su hijo(a) se está desempeñando particularmente bien (excede el estándar), o donde su hijo(a) tiene dificultades y necesita ayuda para mejorar (por debajo del estándar). Si su hijo(a) recibió un reporte que dice "Sin calificación," quiere decir que él/ella no contestó suficientes preguntas para recibir una calificación en esa área.

Evaluaciones estatales: Midiendo el progreso académico de su hijo(a) Estos resultados son una de las maneras de medir el rendimiento académico de su hijo(a), y proporcionan información limitada. Como cualquier medición importante del desempeño académico de su hijo(a), estos deben ser analizados cuidadosamente junto con la demás información disponible, tales como los exámenes en el aula, las tareas y otras calificaciones, y pueden ser usados como información para ayudar a tener una conversación con el maestro de su hijo(a) acerca de cómo ayudarlo(a) a progresar académicamente en ELA y en matemáticas.

¿Qué son los CAASPP? Los exámenes de ELA y de matemáticas de CAASPP reflejan los estándares académicos adoptados por el estado de California, que ayudan a preparar a los estudiantes para la universidad, y para carreras futuras del siglo XXI. Estas pruebas contienen una variedad más amplia de preguntas que las pruebas tradicionales de selección múltiple, e incluyen tareas que requieren que los estudiantes expliquen cómo resuelven los problemas. Estas pruebas permiten que los estudiantes demuestren habilidades para analizar escritura y pensar críticamente, destrezas para solucionar problemas, además de su conocimiento de la información en ELA y matemáticas. California podría también desarrollar nuevas evaluaciones en otras materias, incluyendo pero sin limitarse a ciencias, historia y ciencias sociales, que estarían alineadas con los estándares académicos adoptados por el estado. Para obtener más información acerca de estos exámenes, por favor visite la página web del Sistema CAASPP en <http://www.cde.ca.gov/ta/tg/ca/> del departamento de educación de California (CDE).

¿Qué significan las puntuaciones de mi hijo? Para entender el rendimiento de su hijo, considere el nivel de rendimiento en su grado actual. Hay cuatro niveles de rendimiento para cada prueba: Estándar excedido [Nivel 4], Estándar alcanzado [Nivel 3], Estándar casi alcanzado [Nivel 2], y Estándar no alcanzado [Nivel 1]. Los rangos de puntuaciones para cada nivel de rendimiento son diferentes para cada grado, y los estándares para el siguiente grado son más altos que para el grado anterior. Como resultado, el aumento en su resultado total posiblemente no representa un nivel de rendimiento más alto para el año actual. Si su hijo tomó las pruebas de ELA y matemáticas el año pasado, usted puede ver al principio de su reporte como se comparan las puntuaciones, así como el nivel de rendimiento de su hijo en el 2016, en contraste con el del año pasado. Favor de visitar la página web CAASPP del CDE <http://www.cde.ca.gov/ta/tg/ca/>, y consulte la pestaña que dice "Estudiantes y Padres" para obtener más información y recursos, específicamente para padres de familia acerca del Sistema CAASPP, incluyendo el folleto de una página que destaca la información que se encuentra en el reporte de puntuaciones del estudiante, y la Guía de los Padres para las Evaluaciones Sumativas Smarter Balanced.

¿Cómo sé si mi hijo(a) ha progresado desde el año pasado?

Paso 1 - Encuentre el nivel de rendimiento de su hijo(a) para el año pasado (2015). En este ejemplo, el niño estaba en el 3º grado en 2015 y obtuvo un resultado total de 2408 como lo indica el círculo oscuro, y está en el Estándar casi alcanzado, nivel 2.

Paso 2 - Encuentre el nivel de rendimiento de su hijo(a) para este año (2016). En este ejemplo, el niño está en el 4º grado en el año 2016 y obtuvo un resultado total de 2495 como lo indica el círculo oscuro, y está en el Estándar alcanzado, nivel 3.

El ejemplo de arriba muestra las puntuaciones del niño(a), y su nivel de rendimiento está en el Estándar alcanzado nivel 3 para el grado actual (2016), lo que indica que él/ella está progresando.

¿Qué recursos están disponibles para ayudarme a entender las calificaciones de mi hijo(a)? Los padres pueden encontrar un nuevo recurso en: <http://www.testscoreguide.org/ca/>, el cual proporciona más información acerca de las puntuaciones de su hijo, su rango de puntuaciones, sus niveles de rendimiento, y su rendimiento.

Esta guía fue diseñada para interpretar los reportes de puntuaciones de los estudiantes de 2015-16 CAASPP en los grados 4, 6, y 7.

The Student Score Report Guides are posted on the CDE CAASPP Web page at <http://www.cde.ca.gov/ta/tg/ca/caasppreports.asp>.



SBAC – Student Score Report Guide - Vietnamese

[Understanding Your Student Score Report, Grades 4, 6, & 7; CDE T15-653, Vietnamese, Arial font, two pages]



HIỆU PHÚC TRÌNH ĐIỂM SỐ HỌC SINH CỦA QUÝ VỊ LỚP 4, 6, & 7

Văn chương Anh ngữ/khả năng đọc viết và môn Toán (Thẩm định Cán bảng Thông minh hơn)

Hướng dẫn này sẽ giải thích phúc trình điểm số của con quý vị và cung cấp thêm nguồn lực để giúp quý vị hiểu điểm số của em. Vui lòng trao đổi với (các) giáo viên của con quý vị nếu quý vị có thắc mắc.

Thông điệp từ Giám đốc học chánh Tiểu bang, Tom Torlakson

Phúc trình này cho thấy điểm số của con quý vị trong bài kiểm tra Thẩm định Thành tích và Tiến bộ của Học sinh California (CAASPP) cho văn chương Anh ngữ/khả năng đọc viết và môn toán. Các bài kiểm tra này dựa trên tiêu chuẩn học thuật nghiêm ngặt của California, được thiết kế để giúp mọi học sinh sẵn sàng vào đại học/cao đẳng và làm việc trong thế kỷ 21.

Nếu con quý vị đã làm các bài kiểm tra này năm ngoái, phúc trình này cũng cho thấy điểm số của con quý vị từ năm ngoái. Quý vị có thể so sánh điểm số của năm nay và điểm số của năm ngoái như một thước đo về tiến bộ của con mình. Xin nhớ rằng khi con quý vị lên lớp, tiêu chuẩn sẽ cao hơn.

Mặc dù các bài kiểm tra chỉ là một cách để đo lường tiến bộ của con quý vị, kết quả có thể giúp giáo viên và trường học tập trung vào các lĩnh vực mà học sinh cần được giúp đỡ nhiều hơn. Tôi khuyến khích quý vị tham gia vào việc học tập của con mình và thảo luận kết quả này với (các) giáo viên của con quý vị.

1 Tên và ngày phúc trình của con quý vị

Ở đây quý vị sẽ thấy tên và ngày phúc trình của con mình.

2 Điểm số tổng thể và tiến bộ cho văn chương Anh ngữ/khả năng đọc viết (ELA) và môn toán

Phía bên trái của phúc trình điểm số là điểm số tổng thể và mức thành tích theo môn học của con quý vị cho năm nay. Phía bên phải của phúc trình điểm số là tóm tắt ngắn gọn về việc học sinh có đạt tiêu chuẩn cấp lớp bằng cách đạt được Cấp 3 Đạt Tiêu chuẩn cho cấp lớp hiện tại của mình không.

3 Biểu đồ điểm số của năm ngoái và năm nay cho ELA và môn toán

Hai biểu đồ này ở bên trái cho thấy điểm số và mức thành tích của con quý vị cho năm ngoái (cột bên trái) và năm nay (cột bên phải). Phần màu xám trên biểu đồ đại diện cho bốn mức thành tích, với màu xám đậm nhất đại diện cho Không Đạt Tiêu chuẩn và màu xám nhạt nhất đại diện cho Vượt Tiêu chuẩn.

4 Kết quả theo lĩnh vực cho ELA và môn toán

Phía bên phải của phúc trình điểm số của con quý vị cho thấy thành tích của học sinh cho các lĩnh vực của ELA và môn toán trong một bảng. Ngang phía trên bảng này là mức thành tích (Từ trái sang phải - Dưới Tiêu chuẩn, Gần Tiêu chuẩn, và Trên Tiêu chuẩn). Các lĩnh vực cho ELA bao gồm:


- Đọc hiểu: *Khả năng con quý vị hiểu các câu chuyện và thông tin mà em đọc được?*
- Viết: *Khả năng con quý vị trao đổi bằng văn bản?*
- Nghe: *Khả năng con quý vị hiểu thông tin ở dạng lời nói?*
- Nghiên cứu/Tìm hiểu: *Khả năng con quý vị có thể tìm và trình bày thông tin về một chủ đề?*

Các lĩnh vực cho môn toán bao gồm:

- Khái niệm và Phương pháp: *Khả năng con quý vị vận dụng các quy tắc và ý tưởng toán học?*
- Giải quyết vấn đề và Mô hình và Phân tích Dữ liệu: *Khả năng con quý vị có thể thể hiện và vận dụng các kỹ năng giải quyết vấn đề?*
- Diễn đạt Lý lẽ: *Khả năng con quý vị có thể suy nghĩ logic và trình bày suy nghĩ để giải quyết vấn đề?*

Các lĩnh vực này được dựa trên tiêu chuẩn, trong đó mô tả những gì con quý vị cần biết và có thể làm được so với mức thành tích Đạt Tiêu chuẩn tổng thể cho cấp lớp của em. Các kết quả theo lĩnh vực này rất hữu ích trong việc xác định các kỹ năng mà con quý vị thực hiện đặc biệt tốt (Trên Tiêu chuẩn) hoặc lĩnh vực mà em đang gặp khó khăn và cần được giúp đỡ để cải thiện (Dưới Tiêu chuẩn). Nếu con quý vị nhận được “Không có điểm”, thì nghĩa là em không hoàn tất đủ câu hỏi để nhận được điểm số trong lĩnh vực đó.

Hướng dẫn này được thiết kế cho Phúc trình Điểm số Học sinh CAASPP 2015-16 đối với lớp 4, lớp 6, và lớp 7.

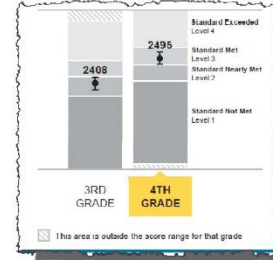


Một Thước đo Tiến bộ của Con Quý vị

Bài kiểm tra này là một thước đo về trình độ học tập của con quý vị và cung cấp thông tin hạn chế. Giống như bất kỳ thước đo quan trọng về trình độ của con quý vị, chúng nên được xem xét cùng thông tin có sẵn khác—như bài kiểm tra ở lớp, bài tập về nhà, và điểm—và chúng có thể được dùng để giúp cung cấp thông tin cho trao đổi với giáo viên của con quý vị về cách để tiến bộ trong văn chương Anh ngữ/khả năng đọc viết (ELA) và môn toán.

Thẩm định Thành tích và Tiến bộ của Học sinh California (CAASPP) là gì?

Bài kiểm tra ELA và môn toán của CAASPP phản ánh tiêu chuẩn được tiêu bang thông qua của California giúp chuẩn bị học sinh sẵn sàng vào đại học/cao đẳng và làm việc trong thị trường lao động thế kỷ 21. Các bài kiểm tra này có nhiều câu hỏi đa dạng hơn so với bài kiểm tra trắc nghiệm truyền thống và bao gồm các nhiệm vụ yêu cầu học sinh phải giải thích cách giải quyết vấn đề. Các bài kiểm tra này cho phép học sinh thể hiện các kỹ năng viết luận phân tích, tư duy phê phán và giải quyết vấn đề cùng với kiến thức của học sinh về các dữ kiện trong ELA và môn toán. California cũng có thể phát triển các thẩm định mới trong các môn học khác, bao gồm, nhưng không giới hạn ở, Khoa học, lịch sử, và khoa học xã hội, mà sẽ phù hợp với tiêu chuẩn nội dung được tiêu bang thông qua. Để tìm hiểu thêm về các bài kiểm tra này, vào trang Web Hệ thống CAASPP của Sở Giáo dục California (CDE) tại <http://www.cde.ca.gov/ta/tg/ca/>. Trang web này bằng tiếng Anh.

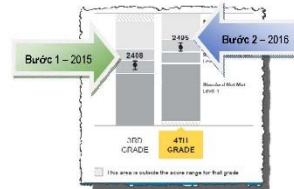


Điểm số của con tôi có ý nghĩa gì?

Để hiểu trình độ của con quý vị, xem xét mức thành tích cho cấp lớp hiện tại của em. Có bốn mức thành tích (tức là vượt tiêu chuẩn [mức 4], đạt tiêu chuẩn [mức 3], gần đạt tiêu chuẩn [mức 2], và không đạt tiêu chuẩn [mức 1]) cho mỗi bài kiểm tra. Phạm vi điểm số cho mỗi mức thành tích là khác nhau với mỗi cấp lớp, và tiêu chuẩn cho cấp lớp tiếp theo cao hơn so với cấp lớp trước đó. Do đó, điểm số tổng thể tăng không có nghĩa là mức thành tích cao hơn cho năm hiện tại. Nếu năm ngoái con quý vị làm bài kiểm tra ELA và môn toán, quý vị có thể xem so sánh điểm số và mức thành tích của con quý vị cho năm 2015 với cấp lớp trước đó ở mặt trước phúc trình của em. Vào trang Web Hệ thống CAASPP của CDE dưới thành Học sinh và Phụ huynh tại <http://www.cde.ca.gov/ta/tg/ca/> để có thêm thông tin và nguồn lực dự định dành cho phụ huynh về Hệ thống CAASPP, bao gồm Hướng dẫn cho Phụ huynh về Thẩm định Tổng kết Cán bảng Thông minh hơn. Trang web này bằng tiếng Anh.

Làm thế nào tôi biết được con tôi có tiến bộ so với năm ngoái?

Bước 1 – 2015 – Tìm mức thành tích của con quý vị cho năm ngoái (2015). Trong ví dụ này, học sinh học lớp 3 trong năm 2015 và có điểm số tổng thể là 2408 như được chỉ ra bằng dấu chấm tròn, và nằm trong Mức 2 Gần Đạt Tiêu chuẩn.



Bước 2 – 2016 – Tìm mức thành tích của con quý vị cho năm nay (2016). Trong ví dụ này, học sinh học lớp 4 trong năm 2016 và có điểm số tổng thể là 2495 như được chỉ ra bằng dấu chấm tròn, và nằm trong Mức 3 Đạt Tiêu chuẩn.

Ví dụ này ở trên cho thấy điểm số và mức thành tích của học sinh nằm trong Mức 3 Đạt Tiêu chuẩn cho cấp lớp hiện tại (2016), thể hiện rằng học sinh đang tiến bộ.

Có sẵn những nguồn lực nào để giúp tôi hiểu điểm số của con tôi?

Có sẵn một nguồn lực mới cho phụ huynh tại <http://www.testscoreguide.org/ca/> trong đó có nhiều thông tin hơn về điểm số, phạm vi điểm số và mức thành tích, và trình độ của con quý vị. Trang web này bằng tiếng Anh.

Hướng dẫn này được thiết kế cho Phúc trình Điểm số Học sinh CAASPP 2015-16 đối với lớp 4, lớp 6, và lớp 7.

The Student Score Report Guides are posted on the CDE CAASPP Web page at <http://www.cde.ca.gov/ta/tg/ca/caasppreports.asp>.

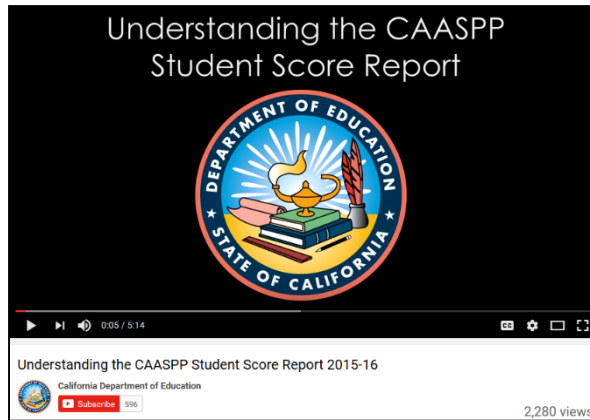


SBAC – Understanding Your Child's Score Report

Videos in English and Spanish have been posted on the California Department of Education's website

The videos will help you and your child learn about California's new Student Score Report of year-end standardized test results

Click on the picture to access either the English or Spanish video



English Video



Spanish Video

SAUSD - CAASPP/SBAC Parent Webpage (1 of 3)

Santa Ana Unified School District



SAUSD - CAASPP/SBAC Parent Webpage (2 of 3)

PARENTS
Parent Resources
Afterschool Programs
CAASPP/SBAC Parent Information
Early Childhood Programs
Gifted and Talented Education
Health Services
Let's Talk!
Nutrition Services
Parent/Student Portal
SBAC/CAASPP Parent Information
School Accountability Report Cards
School Calendars
School Programs Funding Verification Form
School Site Council
Special Education
Stay Connected
Student Enrollment
Student Record Request and Transfers
Uniform Complaint Procedures
Virtual Summer Learning and Enrichment Fair 2015



SAUSD - CAASPP/SBAC Parent Webpage (3 of 3)

Research & Evaluation

Educational Services

Welcome

Application to Conduct Research

SAUSD Grant Approval Process

MAP - Measures of Academic Progress

2015-16 CAASPP/SBAC Parent Information

SBAC Practice Test Link

2014-15 SARC (School Accountability Report Card)

2013-14 SARC (School Accountability Report Card)

2015-16 Senior Survey Results

CAASPP - California Assessment of Student Performance and Progress
SBAC - Smarter Balanced Assessment Consortium



2015 - 2016 Parent Information

Timeline:

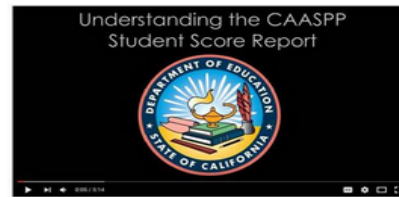
-Individual Student CAASPP Score Reports for 2015 - 2016 will be mailed sometime in August.

Resources for Families to Understand Results:

Video Explanations of Student's CAASPP Scores:

-English Video


-Video en español



Understanding the CAASPP Student Score Report 2015-16

California Department of Education

805 views



Entendiendo el Reporte de Puntuación del Estudiante del 2015-16

California Department of Education

122 views

SAUSD Parent Presentations:

- English **(COMING SOON)**
- Spanish **(COMING SOON)**
- Vietnamese **(COMING SOON)**

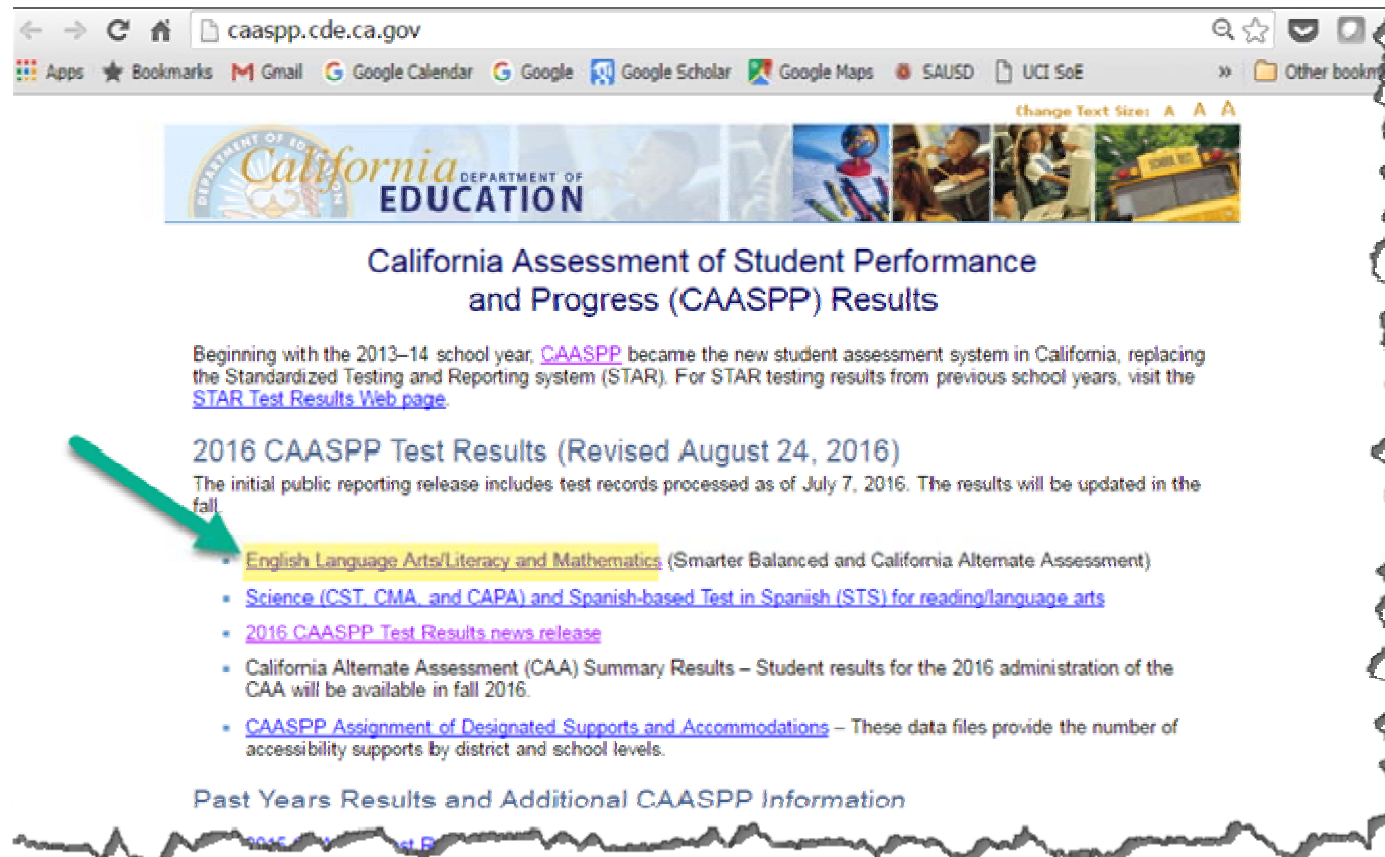
PTA Parents' Guide to Student Success/Guía para padres para Fomentar el Éxito Escolar:

- English
- Spanish

<http://www.sausd.us/Page/34129>



California Assessment of Student Performance and Progress (CAASPP)



caaspp.cde.ca.gov

California DEPARTMENT OF EDUCATION

California Assessment of Student Performance and Progress (CAASPP) Results

Beginning with the 2013–14 school year, [CAASPP](#) became the new student assessment system in California, replacing the Standardized Testing and Reporting system (STAR). For STAR testing results from previous school years, visit the [STAR Test Results Web page](#).

2016 CAASPP Test Results (Revised August 24, 2016)

The initial public reporting release includes test records processed as of July 7, 2016. The results will be updated in the fall.

- [English Language Arts/Literacy and Mathematics](#) (Smarter Balanced and California Alternate Assessment)
- [Science \(CST, CMA, and CAPA\) and Spanish-based Test in Spanish \(STS\) for reading/language arts](#)
- [2016 CAASPP Test Results news release](#)
- California Alternate Assessment (CAA) Summary Results – Student results for the 2016 administration of the CAA will be available in fall 2016.
- [CAASPP Assignment of Designated Supports and Accommodations](#) – These data files provide the number of accessibility supports by district and school levels.

Past Years Results and Additional CAASPP Information

CAASPP results are located on the CDE Web page at <http://caaspp.cde.ca.gov/>.



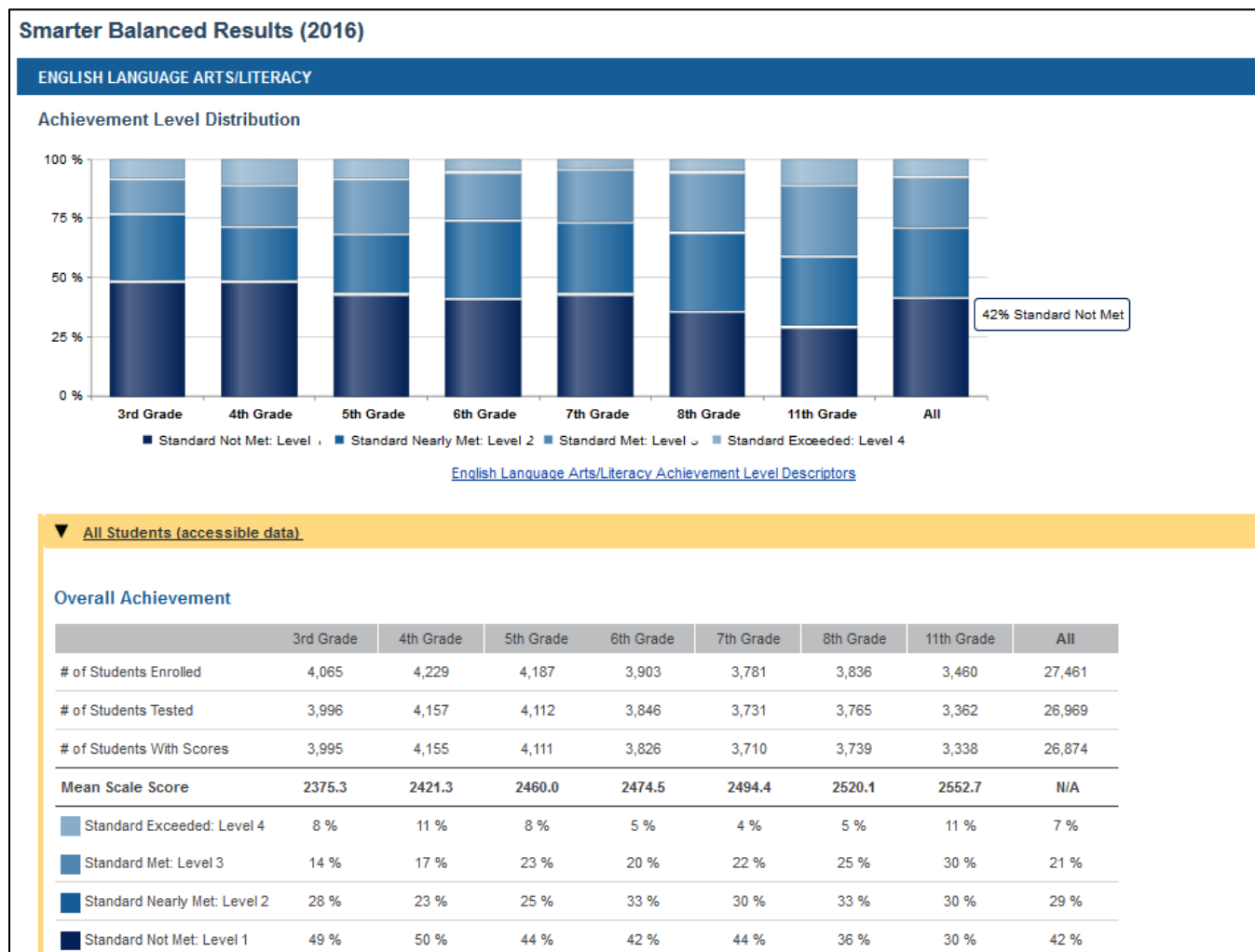
The screenshot shows the CAASPP website interface. At the top left is the CAASPP logo with the text 'California Assessment of Student Performance and Progress'. To its right is the title 'Test Results for English Language Arts/Literacy and Mathematics'. On the top right is the Department of Education logo for the State of California. Below the title is a navigation menu with links for 'About', 'Smarter Balanced Assessments', 'California Alternate Assessments', and 'Contact'. A 'Sign Out' link is located on the right side of the menu. The main content area features a large image of a teacher reading with students. To the right of the image is a section titled 'New 2016 Site Features' which lists two bullet points: 'Compare test results across counties, districts, schools, or the state on a single screen.' and 'View results over time in addition to a single year at a time.' Below this is a 'Smarter Balanced Assessments' section with a 'Search Smarter Balanced Results' button. At the bottom left of the screenshot is a welcome message: 'Welcome to the California Assessment of Student Performance and Progress (CAASPP), our state's assessment system for students in grades 3–8 and grade 11. The CAASPP results give us a key measure of how well students are mastering California's challenging academic standards in English language arts/literacy and mathematics. The skills called for by these standards—the ability to write clearly, think critically and solve problems—are critical to success in college and 21st century careers. No single assessment can provide teachers with all the feedback they need to tailor instruction to meet the needs of their students. These results should be considered along with other measures of learning'.

- Complete statewide, county, district and school results
- Drop-down search functions
- Common graphics and result displays for ease of use
- **NEW – Year to Year Progress**
- **NEW – Compare State, Districts, Schools**

CAASPP results are located on the CDE Web page at <http://caaspp.cde.ca.gov/>.



SAUSD Overall Results: Both Graphics and Tables



*Preliminary Results

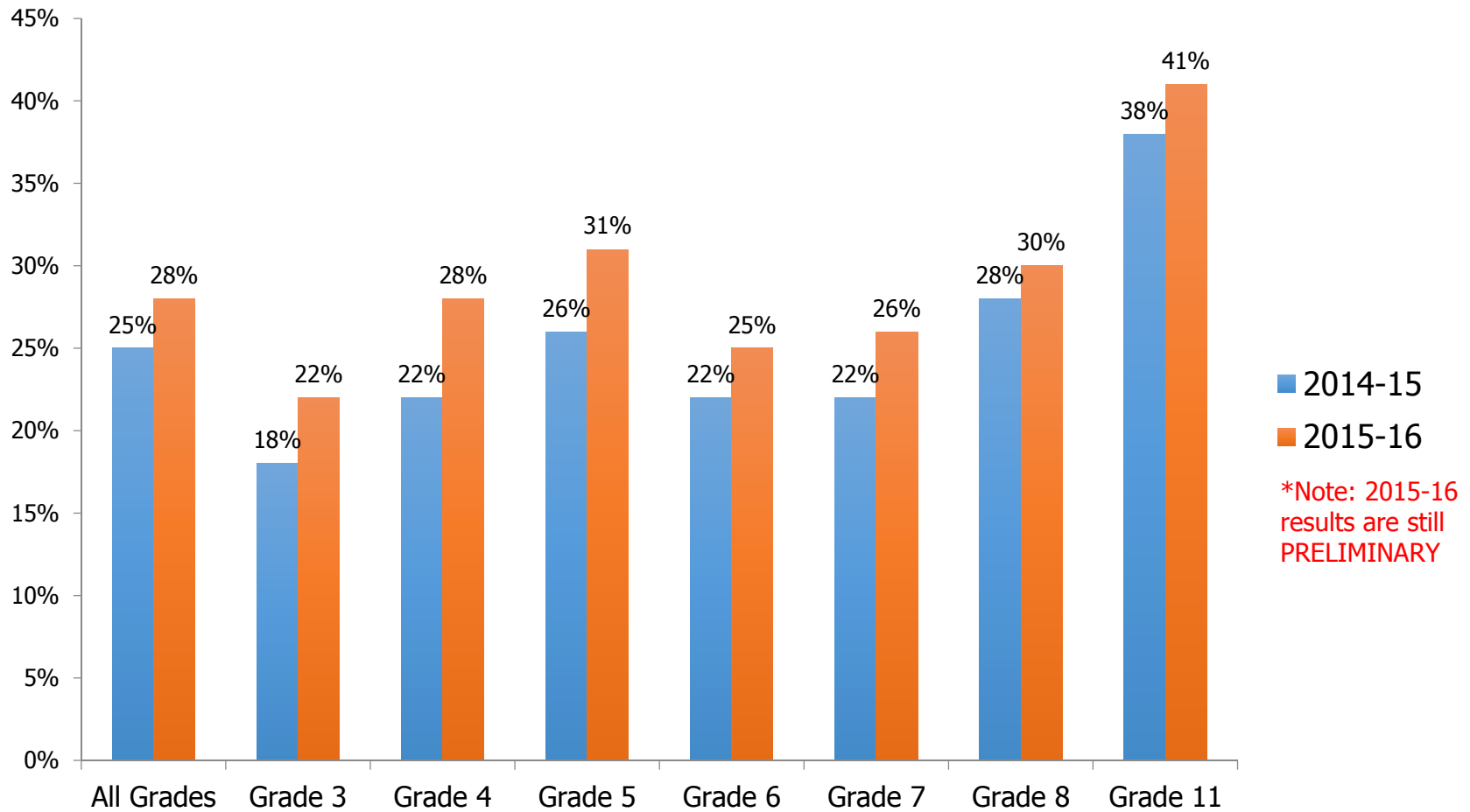


SBAC Summary Results



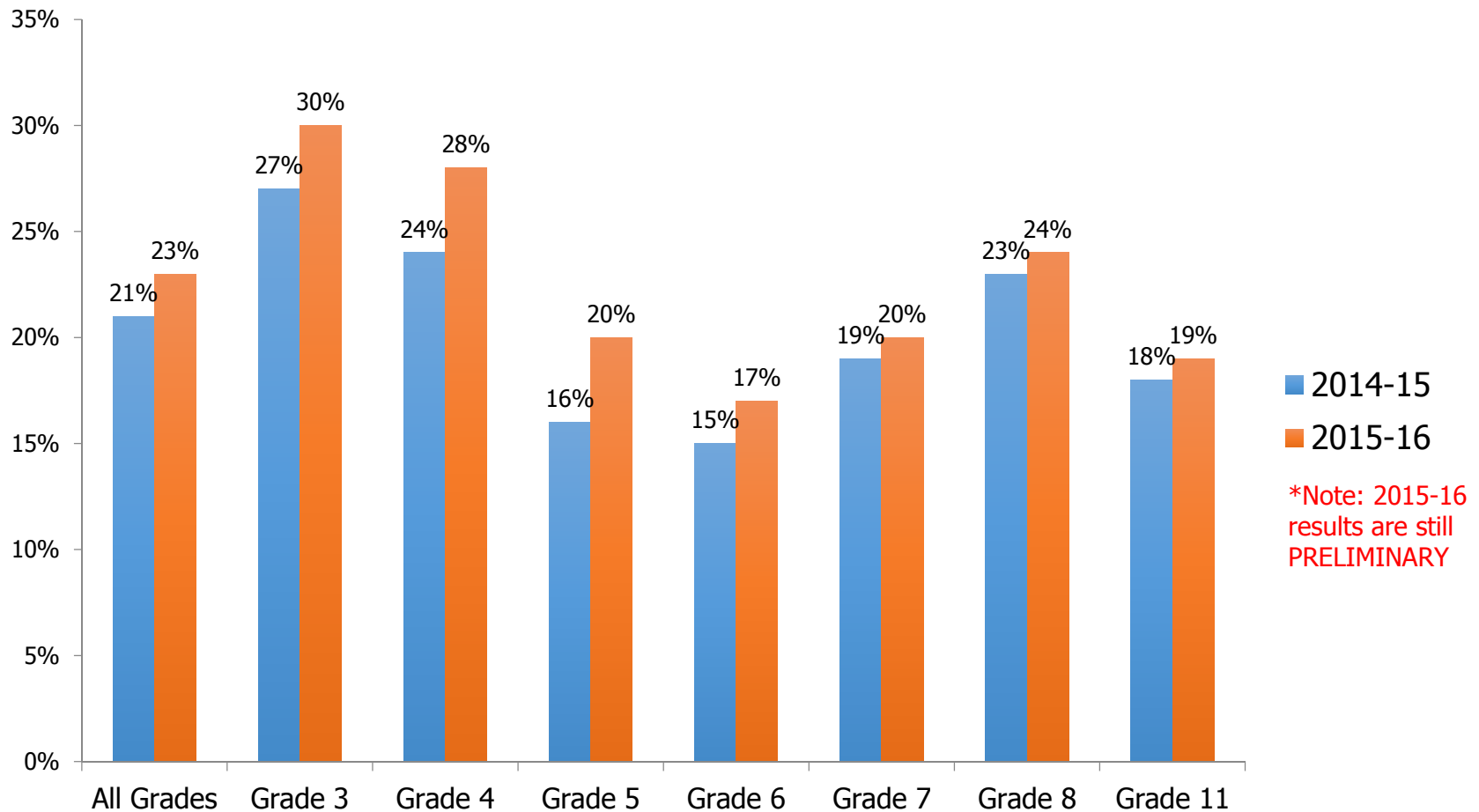
SBAC Results, SAUSD 2-year comparison

English Language Arts – *Percent Met or Exceeded Standards*



SBAC Results, SAUSD 2-year comparison

Mathematics – Percent Met or Exceeded Standards



State-wide Results, Key Points

- Across-the-board progress toward career and college readiness
- There's more to do, but patience and persistence are paying off
- 3 million students, one common yardstick, one goal: learning
- There's help for parents, teachers and schools



SAUSD Results -Highlights

Student Group: ALL Students

(Note that Hispanic and Economically Disadvantaged Subgroups are similar to ALL Students)

- For ELA, 48 of 56 schools (86%) made positive gains in percentage points of students who met or exceeded standards
- For Math, 39 of 56 schools (70%) made positive gains in percentage points of students who met or exceeded standards



How Reports Are Used

Results from the Smarter Balanced Summative Assessments provide one piece of information about a student's academic performance that can:

- Help facilitate conversations between parents/guardians and teachers about student performance.
- Serve as a tool to help parents/guardians and teachers work together to improve student learning.
- Help schools and school districts identify strengths and areas that need improvement in their educational programs.
- Provide the public and policymakers with information about student achievement.



Help Available for Parents, Teachers, and Schools

- [Testscoreguide.org/ca](https://testscoreguide.org/ca): Grade-by-grade, subject and score-specific information.
- Downloadable guides for parents and teachers.
- Practice tests at every grade in both English language arts/literacy and mathematics.



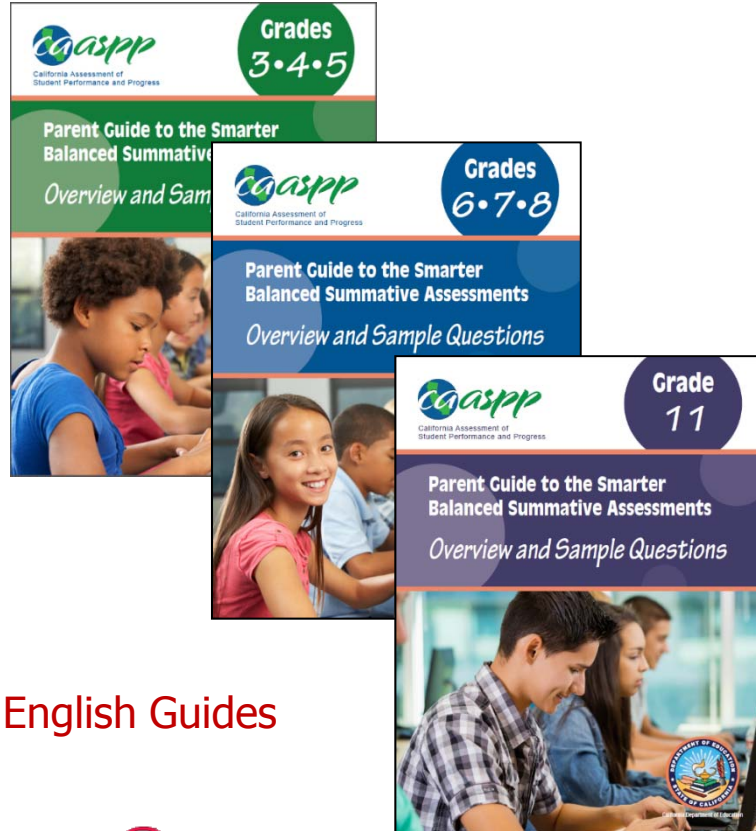
Testscoreguide.org/ca

The screenshot shows the CAASPP website interface. At the top left, there are the CAASPP logo and the California State Seal. The navigation menu includes: Home, About, Understanding Scores, Sample Student Score Report, Student's Progress, Resources, and Contact. The main content area has a yellow background with the heading "CAASPP: Keeping California's Students on Track for College and Career". Below this is a welcome message: "Welcome to your gateway to understanding student scores on the California Assessment of Student Performance and Progress (CAASPP). To get started, select your options and select the Go! button." To the right is a search form with three dropdown menus: "Select grade", "Select subject", and "Select score range", followed by a "Go!" button. Below the search form are three informational sections: "What Is CAASPP?", "Sample Student Score Report", and "Is My Student on Track?". Each section has a brief description and a corresponding button: "Learn More About CAASPP", "Check Out the Samples", and "Follow Your Student's Progress". At the bottom right, there is a link to the "Smarter Balanced Assessment Consortium Website" and a copyright notice: "© The Regents of the University of California—Smarter Balanced Assessment Consortium".



A comprehensive online resource: CAASPP Parent Guides (English and Spanish)

- Subject by subject, grade by grade sample questions.
- Sample items explain academic standards being addressed.
- Examples note the kinds of questions students must answer correctly to reach each achievement level.



English Guides



Spanish Guides



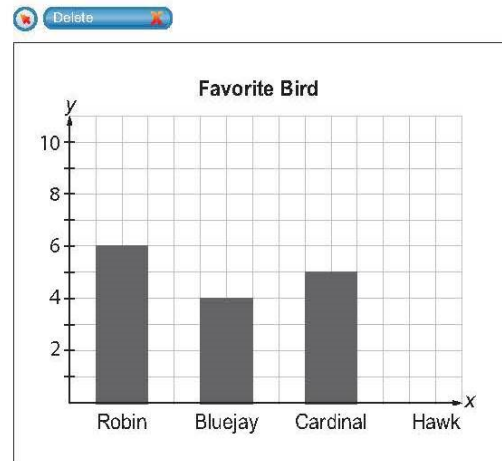
Parent Guide: Sample Grade 3 Mathematics Question

Grade Three Sample Test Item—Problem Solving & Modeling/Data Analysis Achievement Level: Standard Met

Grade Three

Mr. Lowe asked his students to vote for their favorite bird. A total of 22 students voted.

Bird	Votes
Robin	
Bluejay	
Cardinal	
Hawk	



Click above Hawk on the graph to show the number of students who chose it as their favorite bird.

Area Problem Solving & Modeling/Data Analysis

Using appropriate tools and strategies to solve real world and mathematical problems

Standard(s) Draw a scaled picture graph and a scaled bar graph to represent a data set with several categories. Solve one- and two-step "how many more" and "how many less" problems using information presented scaled bar graphs.

Answer "Hawk" constructed to show 7 hawks.



Other Resources & Information

California Department of Education: <http://www.cde.ca.gov/>

CAASPP: <http://caaspp.org/>

SBAC Parent Information Page: <http://www.smarterbalanced.org/parents-students/>

Helpful Links:

- <http://www.cde.ca.gov/ta/tg/sa/sbvideo.asp>: a short video (2:56) from CDE explaining how the SBAC fits into the CAASPP System
- <https://www.youtube.com/watch?v=ahjGaihxp94&feature=youtu.be>: a short video (2:43) from U.S. Chamber of Commerce Foundation about the Smarter Balanced assessments
- <https://www.youtube.com/watch?v=PoxPJtFbBKE>: video from CDE explaining the Individual Student Score Report (5:14)
- <https://www.youtube.com/watch?v=nH5akLIA69w>: Spanish version of the video above (7:59)
- <http://www.smarterbalanced.org/assessments/sample-questions/>: view sample SBAC questions in ELA and math
- <http://www.sausd.us/Page/29626>: link to access the practice/training tests from our R&E page on the public website



THANK YOU

Questions?

Michele Cunha

Coordinator, Research and Evaluation

Michele.Cunha@SAUSD.US || 714-558-5850

Tran D. Keys, Ph.D.

Executive Director, Research and Evaluation

